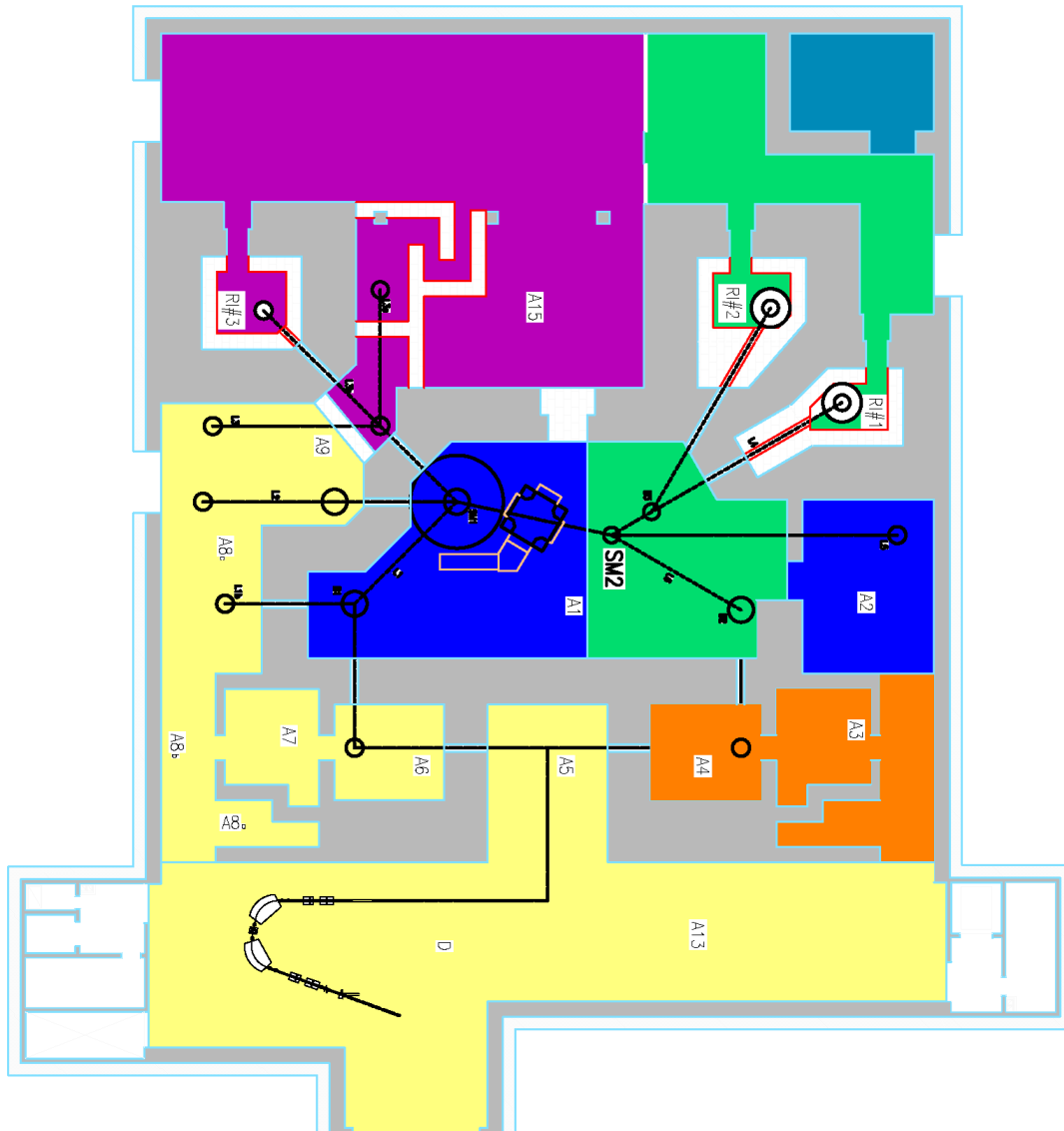


## ANNEX A sub

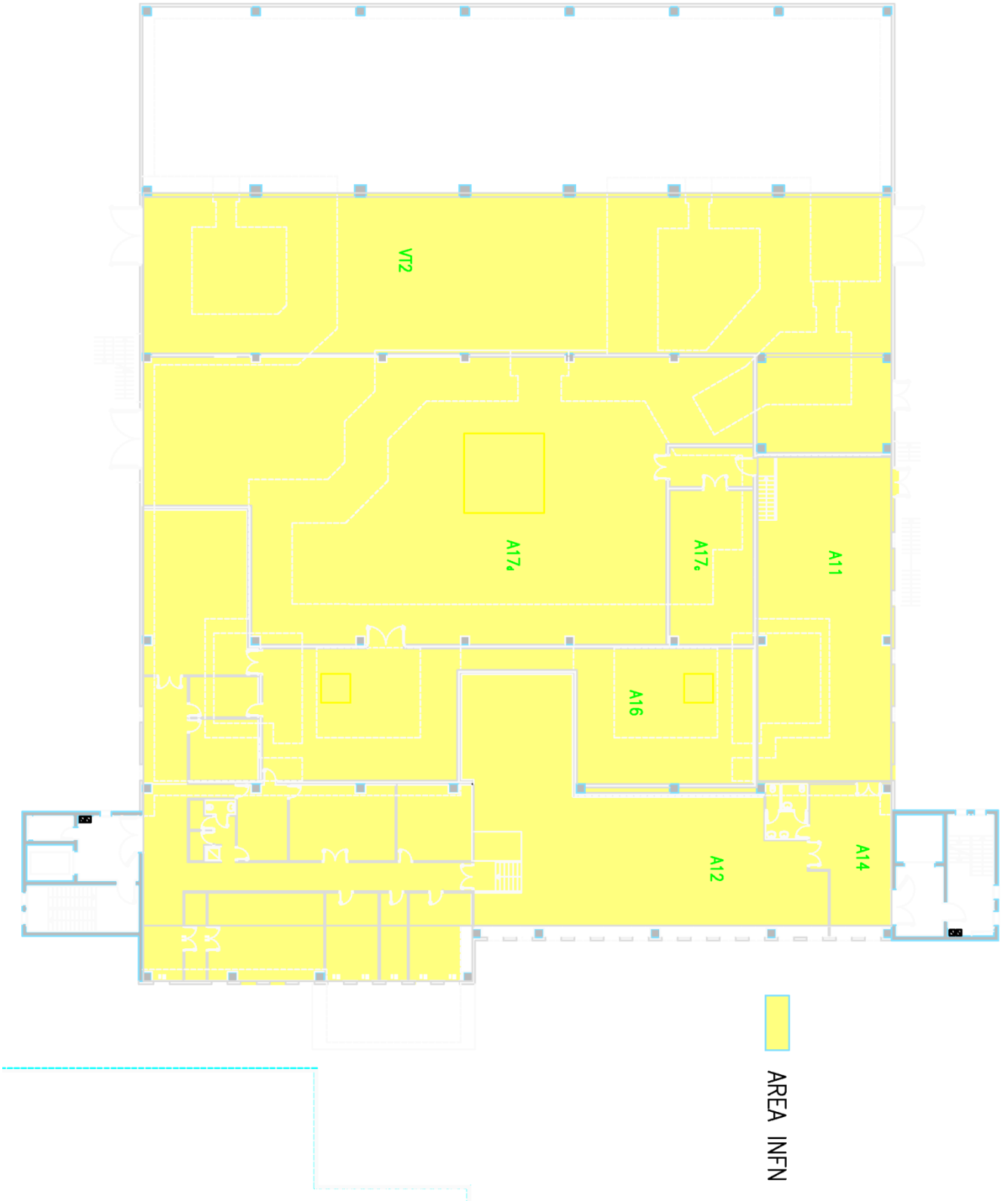
1. Basement plant
2. First floor plant
3. Second floor plant
4. Technical plant

# Basement plant

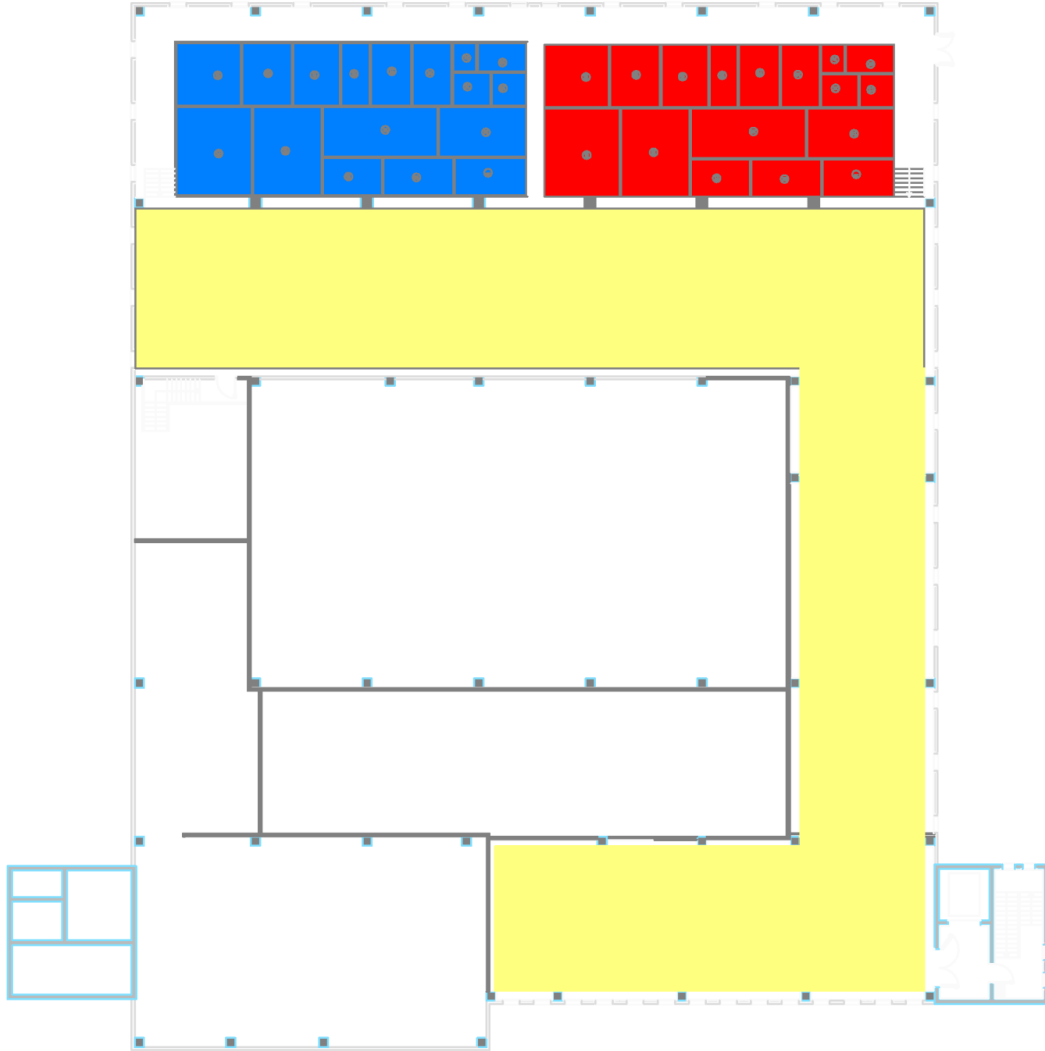


- AREA INFN
- LARAMED
- EQUIPAGGI
- AREA LE
- RILAB
- AREA CICL

# First floor plant



# Second floor plant



- AREA INFN
- RILAB
- EQUIPAGGIAMENTO RIFAC

## Technical plant (available at 30/09/2015)

### Ventilation system

Room code	Depressure	Air extraction Flow	Air inlet Flow	Compressed air
A2	0	---		8 bar
A3	-40 Pa	---	---	8 bar
A4	-80 Pa	2400 mc/h	---	8 bar
A15	0		10000 mc/h	---
R1	-60 Pa	2400 mc/h	---	8 bar
R2	-60 Pa	2400 mc/h	---	8 bar
R3	-60 Pa	2400 mc/h	---	8 bar
A11	0			---
A12	0			---
A16	0			---
Rilab	0	14000 mc/h	14000 mc/h	8 bar
Rifac GMP	0	14000 mc/h	14000 mc/h	8 bar

### Target water cooling system

Room code	Cooling water power	Flow rate	Pressure	$\Delta T$
A4	20 kW	1700 l/h	5.5 bar	20°C/30°C
R1/R2/R3	35 kW	6000 l/h	6.5 bar	25°C/20°C

### Compressed Air

Available In A2, A3, A4, R1,R2,R3

### Radiation shielding doors

YES: A4, A3,A2

NO: R1,R2,R3

### Power supply

electrical panel for service in A3, A2, A16, A11, A12, A15 to be defined